



SJC INSTITUTE OF TECHNOLOGY

(An Autonomous Institute under VTU, Belagavi)

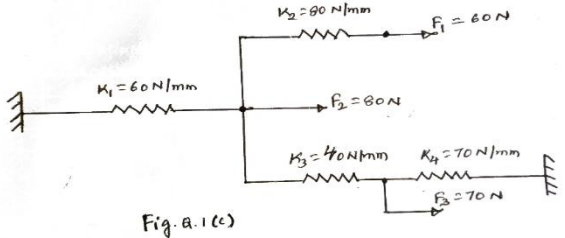
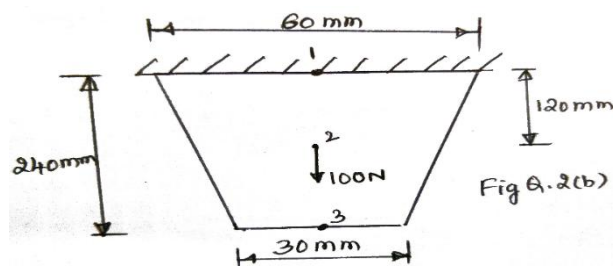
FIRST/SECOND SEMESTER M.TECH DEGREE SEMESTER END EXAMINATIONS

SEPTEMBER 2025

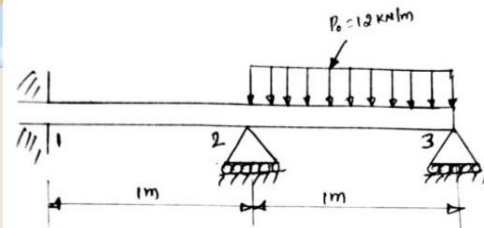
Course:	ADVANCED FINITE ELEMENT METHODS AND APPLICATIONS			
Course Code:	MME201	Program:	M.Tech in Machine Design	
Max Marks:	100	Duration:	03 Hours	

Note:

1. Answer ONE question from each MODULE and Question 1 & 2 is compulsory.
2. Any missing Data can be suitably assumed.

Q. No.	Module - 1	Marks	CO	RBTL
Q1	a State Principle of virtual work and principle of minimum potential energy.	6	1	L1
	b Derive potential energy functional for a simple Spring mass system with load at free end.	6	1	L2
	c Using principle of Minimum Potential energy, Determine the Nodal displacements for the system shown in Fig.Q.1.c  Fig. Q.1(c)	8	1	L3
Module - 2				
Q2	a List the Properties of Stiffness Matrix and Derive the Stiffness Matrix for 1-D bar Element.	10	2	L2
	b Fig Q.2 (b) Shows a thin plate of uniform thickness of 1mm, weight density= $76.6 \times 10^{-6} \text{ N/mm}^3$ and subjected to a point load of 100N at its Midpoint. Take $E=200\text{GPa}$, Evaluate Nodal Displacements, stresses and reactions. Use elimination Method  Fig Q.2(b)	10	2	L4
Module - 3				
Q3	a Derive Shape functions for beam element.	10	3	L2

	b	For the Beam loaded as shown in Fig Q.3(b), Determine the slopes at 2 and 3 and deflection at midpoint of the Distributed load. $E=200\text{GPa}$ and $I= 4 \times 10^{-6}\text{m}^4$.	10	3	L3
--	----------	---	-----------	----------	-----------



OR

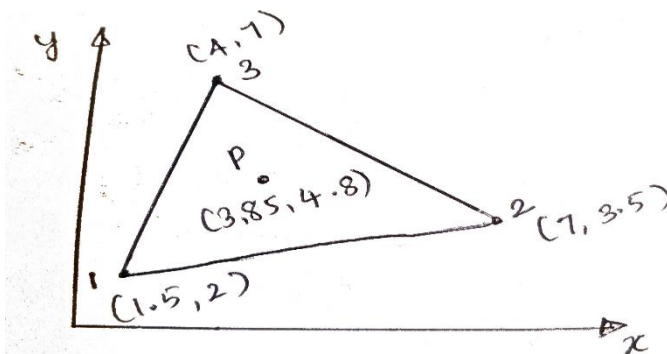
Q4	a	For the cantilever beam of 1m Span, subjected to a uniformly distributed load of $P_0=5\text{kN/m}$, Determine the nodal displacements and deflection at free end. $E=200\text{GPa}$ and $I= 4 \times 10^{-6}\text{m}^4$.	10	3	L3
	b	Derive stiffness matrix for Beam element.	10	3	L3

Module – 4

Q5	a	Derive Shape functions for CST element in natural Co-ordinate System.	10	4	L3
	b	Differentiate between plane stress and plane strain problems with examples. Write the stress strain relationship for both.	10	4	L2

OR

	a	Derive Shape Functions for Quad-4 element using lagrangian method.	10	4	L3
Q6	b	Determine the shape functions N_1 , N_2 and N_3 at the interior point "P" for the triangular element and also determine the area coordinates at P (3.85, 4.8).	10	4	L3



Module – 5

Q7	a	Integrate the function using Gaussian quadrature technique. $\int_2^5 (x^2 + 2x + 5)dx$	10	5	L3
	b	Derive shape functions for Hexahedral element (Hexa8).	10	5	L2

OR

Q8	a	Derive Shape functions for TET-4 element	10	3	L2
	b	Derive element stiffness matrix for tetrahedral element.	10	5	L4



SJC INSTITUTE OF TECHNOLOGY

(An Autonomous Institute under VTU, Belagavi)

FIRST/SECOND SEMESTER M.TECH DEGREE SEMESTER END EXAMINATIONS

SEPTEMBER 2025

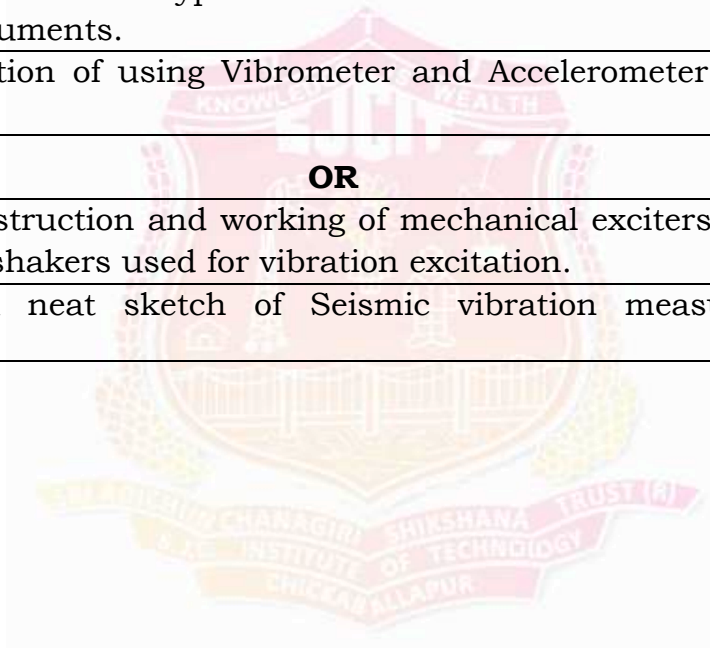
Course:	MODERN VIBRATION THEORY AND APPLICATION			
Course Code:	MME202	Program:	M.Tech in Machine Design	
Max Marks:	100	Duration:	03 Hours	

Note:

1. Answer ONE question from each MODULE and Question 1 & 2 is compulsory.
2. Any missing Data can be suitably assumed.

Q. No.		Module - 1	Marks	CO	RBTL
Q1	a	Define the vibration terminologies such as a) Natural Frequency b) Harmonic motion c) Forced Vibration d) Damping ratio e) Resonance	10	1	L1
	b	Add the SHM analytically and verify the solution graphically $X_1 = 2 \cos(\omega t + 0.5)$ and $X_2 = 2 \sin(\omega t + 1.0)$	10	1	L3
Module - 2					
Q2	a	Define logarithmic decrement and Derive an expression for the ratio of two successive amplitudes in a lightly damped system undergoing free vibration	10	1	L3
	b	Determine the natural frequency of a spring mass system where the mass of the spring is also to be taken into account	10	1	L3
Module - 3					
Q3	a	Derive an expression for a steady state solution spring mass system subjected to harmonic force and also plot Amplitude ratio v/s Frequency ratio for the system.	10	2	L3
	b	A trailer has 1000 kg mass when fully loaded and 250 kg when empty. The spring of the suspension is 350 kN/m. The damping factor is 0.5 when the trailer is fully loaded. The speed is 100 km/hr. The road varies sinusoidally with a wave length of 5 m. Determine the amplitude ratio of the trailer when fully loaded and empty.	10	2	L3
OR					
Q4	a	Discuss different types of vibration measuring instruments used in harmonically excited systems. What are their working principles and applications in industry?	10	3	L3
	b	Determine the limiting frequency for an Accelerometer with 2.5% error having damping factor $\epsilon = 0.7$ and natural frequency 80 Hz	10	3	L3

Module – 4					
Q5	a	Obtain the general solution equation for longitudinal vibration of a uniform bar.	10	4	L3
	b	Obtain an expression for general solution of vibration of string. The tension T is large and amplitude of vibration is small.	10	4	L3
OR					
Q6	a	Derive the equation of motion for the torsional vibration of a uniform shaft. State the assumptions involved. How do the boundary conditions affect the solution?	10	4	L3
	b	A bar of length L is free at one end and fixed at the other end. It is stretched by an axial force F at the free end. The tensile force is removed suddenly, derive the frequency equation and general solution for free vibration	10	4	L3
Module – 5					
Q7	a	List and explain different types of transducers used in Vibrating measuring instruments.	10	5	L2
	b	State the condition of using Vibrometer and Accelerometer and explain them	10	5	L2
OR					
Q8	a	Explain the construction and working of mechanical exciters and electrodynamic shakers used for vibration excitation.	10	3	L2
	b	Explain with a neat sketch of Seismic vibration measuring instrument.	10	3	L2





SJC INSTITUTE OF TECHNOLOGY

(An Autonomous Institute under VTU, Belagavi)

FIRST/SECOND SEMESTER M.TECH DEGREE SEMESTER END EXAMINATIONS
SEPTEMBER 2025

Course:	ADVANCED MACHINE DESIGN			
Course Code:	MME203	Program:	M.Tech in Machine Design	
Max Marks:	100	Duration:	03 Hours	

Note:

1. Answer ONE question from each MODULE and Question 1 & 2 is compulsory.
2. Any missing Data can be suitably assumed.

Q. No.		Module - 1	Marks	CO	RBTL
Q1	a	Differentiate between impact loads and gradually applied loads.	6	1	L2
	b	Explain iterative process concept with reference to the major phases involved in the mechanical design cycle.	8	1	L2
	c	How do tolerances affect manufacturing feasibility, cost, and assembly performance?	6	1	L2
Module - 2					
Q2	a	List and explain different types of mechanical loading with simple examples.	6	2	L2
	b	Draw and Explain a Free Body Diagram (FBD) of a simply supported beam with a central point load and label all forces.	8	2	L3
	c	What happens when a sudden impact load acts on a beam?	6	2	L1
Module - 3					
Q3	a	What do you mean by plane stress and principal stress conditions?	8	3	L2
	b	What is the difference between normal stress and shear stress?	8	3	L2
	c	A rod is subjected to an axial tensile force of 20 kN. If the cross-sectional area is 500 mm ² , Calculate the normal stress.	4	3	L3
OR					
Q4	a	Why is the plane strain condition used for modeling long underground tunnels?	8	3	L2
	b	Explain the role of orientation angle (θ) when using Mohr's Circle to analyze plane stress.	8	3	L2
	c	Explain the difference between applied stress and principal stress, Which one is used in failure analysis?	4	3	L3
Module - 4					
Q5	a	Differentiate between thin walled and thick walled cylinder stress states.	6	4	L2
	b	For a thin-walled cylinder of radius 200 mm and thickness 5 mm under internal pressure of 2 MPa. Calculate the hoop and longitudinal stresses.	8	4	L2

	c	Design a leaf spring for a vehicle suspension to carry a static load of 4 kN with a maximum deflection of 50 mm. Specify material, dimensions, and number of leaves.	6	4	L3
OR					
Q6	a	State the relationship between deflection and bending moment for a simple beam.	6	4	L2
	b	What is the difference between bending stress and shear stress in beams?	8	4	L2
	c	What is a stress concentration factor (K_t), and where does it commonly arise? How is the spring rate k of spring defined?	6	4	L3
Module – 5					
Q7	a	State the Maximum Normal Stress (Rankine) criterion and Coulomb–Mohr criterion in terms of principal stresses and tensile/compressive strengths.	6	5	L2
	b	Starting from the distortion-energy concept, derive the von Mises yield condition in terms of principal stresses.	8	5	L2
	c	Write a note on: a) Coulomb Mohr theory b) Modified Mohr theory.	6	5	L4
OR					
Q8	a	Define ductile failure and brittle failure in terms of stress-strain behavior and energy absorption.	6	5	L2
	b	A steel rod ($\sigma_y=300\text{MPa}$) carries 80 MPa axial tension and 45 MPa torsional shear. (a) Determine if yielding occurs per Tresca. (b) Determine if yielding occurs per von Mises.	8	5	L2
	c	Explain with distortion energy ellipse a) Maximum shear stress theory, b) Maximum normal stress theory.	6	5	L3



SJC INSTITUTE OF TECHNOLOGY

(An Autonomous Institute under VTU, Belagavi)

FIRST/SECOND SEMESTER M.TECH DEGREE SEMESTER END EXAMINATIONS

SEPTEMBER 2025

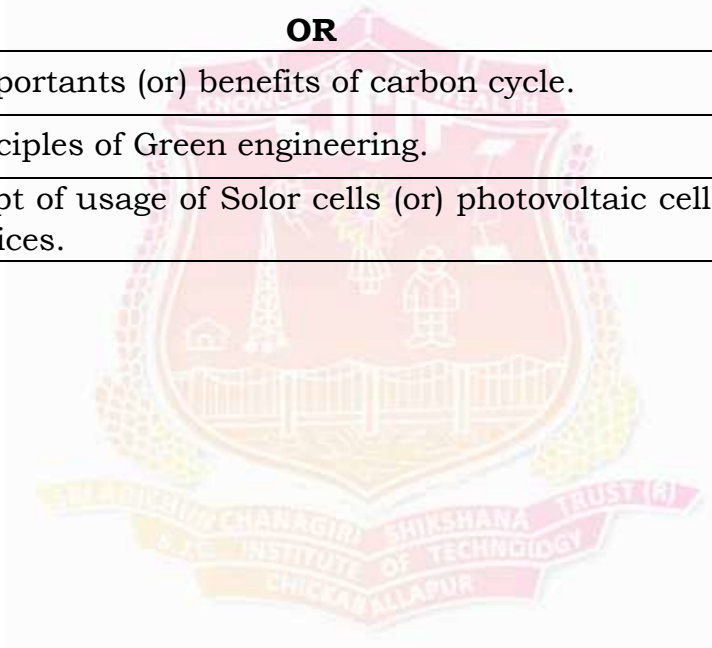
Course:	SUSTAINABILITY ENGINEERING			
Course Code:	MME204C	Program:	M.Tech in Machine Design	
Max Marks:	100	Duration:	03 Hours	

Note:

1. Answer ONE question from each MODULE and Question 1 & 2 is compulsory.
2. Any missing Data can be suitably assumed.

Q. No.		Module - 1	Marks	CO	RBTL
Q1	a	Write the Concerns and Ingredients of Good Vision of Sustainable Development.	6	1	L1
	b	Explain the Principles of Sustainable Development.	6	1	L2
	c	How did the concept of sustainability evolve from environmental conservation to include economic and social dimensions?	8	1	L3
Module - 2					
Q2	a	What are the Control measures of water pollution.	4	2	L1
	b	Write a short notes on sources and common effects of common air pollutants.	8	2	L2
	c	Explain how the 3R concept helps in managing solid waste sustainably.	8	2	L3
Module - 3					
Q3	a	Describe the term "Environmental Management System (EMS)" as per ISO 14001:2015.	10	3	L1
	b	Expound Scope and goal of Life Cycle Analysis (LCA).	10	3	L3
OR					
Q4	a	List out and explain various procedures of EIA in India.	10	3	L1
	b	What are the Environmental Management Standards? List out its functions and Frameworks of EMS.	10	3	L3
Module - 4					
Q5	a	What are conventional and Non-conventional energy resources? Give three examples to each.	6	4	L1
	b	Write a short notes on Energy Strategy for the Future.	6	4	L2

	c	Write the advantages, Limitations and applications of Solar and wind energy in the current trend.	8	4	L3
OR					
Q6	a	Distinguish between fixed speed system and variable speed system.	6	4	L1
	b	Write a short notes on wind speed prediction.	6	4	L2
	c	Suppose a village has a fast-flowing river nearby. Suggest a suitable non-conventional energy project and justify your choice.	8	4	L3
Module – 5					
Q7	a	List the Objectives of national mission on sustainable habitat.	6	5	L1
	b	Write a short notes on Characteristics of green materials	6	5	L2
	c	Explain the concept of Sustainable Transport system.	8	5	L4
OR					
Q8	a	What are the Importants (or) benefits of carbon cycle.	4	5	L1
	b	Explain the Principles of Green engineering.	8	5	L2
	c	Apply the concept of usage of Solor cells (or) photovoltaic cells in electronic devices.	8	5	L4





SJC INSTITUTE OF TECHNOLOGY

(An Autonomous Institute under VTU, Belagavi)

FIRST/SECOND SEMESTER M.TECH DEGREE SEMESTER END EXAMINATIONS

SEPTEMBER 2025

Course:	DESIGN FOR MANUFACTURING AND ASSEMBLY			
Course Code:	MME205C	Program:	M.Tech in Machine Design	
Max Marks:	100	Duration:	03 Hours	

Note:

1. Answer ONE question from each MODULE and Question 1 & 2 is compulsory.
2. Any missing Data can be suitably assumed.

Q. No.		Module - 1	Marks	CO	RBTL
Q1	a	What is meant by material and process selection in product design?	4	1	L1
	b	Explain the importance of early material and process selection in product development.	8	1	L2
	c	Select a suitable manufacturing process for producing a high-precision gear and justify your choice.	8	1	L3
Module - 2					
Q2	a	What are assembly limits in mechanical design? Define datum features in engineering drawing.	4	2	L1
	b	Explain the concept of assembly limits and their importance in component design.	8	2	L2
	c	Apply the principles of datum selection to a given part drawing to determine optimal reference surfaces.	8	2	L3
Module - 3					
Q3	a	Define parting line in the context of casting.	4	3	L1
	b	What is a pattern in casting? Explain its purpose.	6	3	L2
	c	Draw a sketch showing the ideal placement of a parting line for a symmetrical component.	10	3	L3
OR					
Q4	a	What are special sand cores used for in casting?	4	3	L1
	b	Differentiate between cast holes and machined holes with examples.	6	3	L2

	c	Explain with a diagram how core prints are integrated into a casting design.	10	3	L3
Module – 4					
Q5	a	What are the commonly used materials in injection molding?	4	4	L1
	b	Explain the basic molding cycle in injection molding.	6	4	L2
	c	Calculate the cycle time for an injection molding process with given parameters (cooling time, injection time, etc.).	10	4	L3
OR					
Q6	a	List any four general design guidelines for injection molded parts.	4	4	L1
	b	Describe the working of a hot runner system in injection molding.	6	4	L2
	c	Apply design guidelines to reduce warpage in an injection molded plastic part.	10	4	L3
Module – 5					
Q7	a	What is meant by interchangeable part manufacture in selective assembly?	4	5	L1
	b	Explain why selective assembly is necessary even when parts are made interchangeable.	6	5	L2
	c	Analyze the impact of unequal group tolerances on final assembly quality.	10	5	L4
OR					
Q8	a	How is the number of groups decided in selective assembly of mating parts?	4	5	L1
	b	Why is axial play control important in assemblies?	6	5	L2
	c	Analyze how the introduction of laminated shims simplifies inventory and maintenance.	10	5	L4



SJC INSTITUTE OF TECHNOLOGY

(An Autonomous Institute under VTU, Belagavi)

FIRST/SECOND SEMESTER M.TECH DEGREE SEMESTER END EXAMINATIONS

SEPTEMBER 2025

Course:	MECHANICS OF COMPOSITE MATERIALS			
Course Code:	MME206	Program:	M.Tech in Machine Design	
Max Marks:	100	Duration:	03 Hours	

Note:

1. Answer ONE question from each MODULE and Question 1 & 2 is compulsory.
2. Any missing Data can be suitably assumed.

Q. No.		Module - 1	Marks	CO	RBTL
Q1	a	List the difference between thermoset and thermoplastic matrices.	08	1	L1
	b	Illustrate with an example the purpose and how corrosion resistance is a key factor in material selection.	12	1	L3
		Module - 2			
Q2	a	Discuss in detail the restrictions imposed on elastic constants in composite materials.	10	2	L2
	b	In a unidirectional glass/epoxy lamina with a 70% fiber volume fraction, given that $E_f = 85$ GPa, $v_f = 0.2$, $E_m = 3.4$ GPa and $v_m = 0.3$. Find the, <ol style="list-style-type: none"> Longitudinal elastic modulus Transverse Young's modulus Ratio of the load taken by the fibers to that of the composite Major and minor Poisson's ratio In-plane shear modulus 	10	2	L4
		Module - 3			
Q3	a	Find the compliance and stiffness matrix for a graphite/epoxy lamina. The material properties are given as $E_1 = 181$ GPa, $E_2 = 10.3$ GPa, $E_3 = 10.3$ GPa, $v_{12} = 0.28$, $v_{23} = 0.60$, $v_{13} = 0.27$, $G_{12} = 7.17$ GPa, $G_{23} = 3.0$ GPa, $G_{31} = 7.00$ GPa	10	2	L4
	b	Derive a stiffness matrix and reduced compliance matrix using Hooke's Law for Specially Orthotropic Material.	10	2	L3
		OR			
Q4	a	Derive the relationship of Compliance and Stiffness Matrix to Engineering Elastic Constants of a Lamina.	10	2	L3

	b	For a graphite/epoxy unidirectional lamina, the properties of unidirectional graphite/epoxy lamina are $E_1 = 181$ GPa, $E_2 = 10.3$ GPa, $\nu_{12} = 0.28$, $G_{12} = 7.17$ GPa. Find the following i) Compliance matrix ii) Minor Poisson's ratio iii) Reduced stiffness matrix iv) Strains in the 1-2 coordinate system if the applied stresses are $\sigma_1 = 2$ MPa, $\sigma_2 = -3$ MPa, $\tau_{12} = 4$ MPa	10	2	L4
Module – 4					
Q5	a	Discuss in detail the different Strength Failure Theories of Angle Lamina.	10	3	L3
	b	Find the maximum value of $S > 0$ if a stress of $\sigma_x = 2S$, $\sigma_y = -3S$, and $\tau_{xy} = 4S$ is applied to the 60° lamina of graphite/epoxy. Use maximum stress failure theory and the properties of a unidirectional graphite/epoxy lamina are $(\sigma_1^T)_{ult} = 1500$ MPa, $(\sigma_1^c)_{ult} = 1500$ MPa, $(\sigma_2^T)_{ult} = 40$ MPa, $(\sigma_2^c)_{ult} = 246$ MPa, $(\tau_{12})_{ult} = 68$ MPa.	10	3	L4
OR					
Q6	a	Discuss in detail the theory on First Ply Failure and Last Ply Failure in composite materials.	8	3	L2
	b	Determine the failure occurrence in a unidirectional lamina subjected to a longitudinal tensile stress, according to the maximum stress criterion.	12	3	L4
Module – 5					
Q7	a	Differentiate between pultrusion and filament winding in terms of product geometry, reinforcement alignment, and typical end-use products.	8	3	L2
	b	Discuss how resin flows in Resin Transfer Molding (RTM) and how mold design affects the final part quality.	12	3	L3
OR					
Q8	a	Explain with neat sketch the process of vacuum bag molding. List the advantages and applications.	10	3	L2
	b	Analyse the advantages and limitations of Vacuum-Assisted Resin Transfer Molding (VARTM) over traditional RTM	10	3	L3